


Ecofin Sustainable Listed Infrastructure UCITS Fund (ESLIF)

As of 29 February 2024



Represents the aggregate rating of ESLIF's holdings as of 31 December 2023. Certain information ©2023 MSCI ESG Research LLC. Reproduced by permission; no further distribution permitted. See last page of the factsheet for additional information on the rating.

The Ecofin Sustainable Listed Infrastructure UCITS Fund invests globally in growth-oriented economic infrastructure companies which are committed to the energy transition and have fundamentally strong environmental, social and governance ('ESG') credentials. The fund aims to deliver a high, secure dividend yield and to realise growth in the value of the portfolio over the long-term while taking care to preserve capital.

Portfolio team

Jean-Hugues de Lamaze

Managing Director, Senior Portfolio Manager
34 years experience

- Co-founder and CIO of UV Capital LLP
- Previously with Goldman Sachs and Credit Suisse
- Institut Supérieur de Gestion; Paris II-Assas University, LLB; INSEAD International Executive Programme
- CFAA certified analyst

Mathieu Pidoux

Investment Analyst
5 years investment experience

- Previously with Goldman Sachs, McKinsey & Co.
- London School of Economics and Political Sciences, MSc; University of St. Gallen, BA
- Country of origin: Switzerland
- Languages spoken fluently: French, English, German

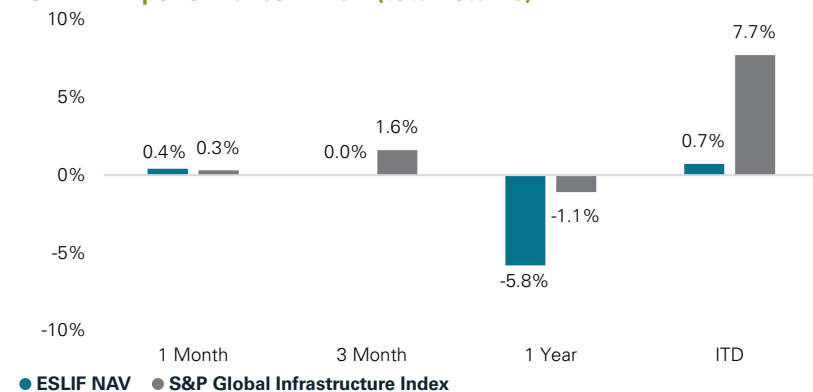
+6 additional investment team members

Monthly performance (%)⁵

Year	Jan	Feb	Mar	Apr	May	Jun	Jul	Aug	Sep	Oct	Nov	Dec	YTD
2024	-2.3	0.4											-1.9
2023	0.4	-1.8	0.6	1.6	-2.8	0.5	0.7	-4.6	-5.2	-0.1	3.9	1.9	-5.3
2022		4.6*	3.8	0.9	2.8	-3.8	8.0	-1.1	-9.3	3.2	3.9	-3.7	8.4*

*Date of inception 23 February 2022

ESLIF NAV performance in EUR (total returns)



IMPORTANT DISCLOSURE The Irish domiciled Ecofin Sustainable Listed Infrastructure UCITS Fund ("ESLIF") was launched in February 2022.

A UCITS fund with the same strategy and investment management team as ESLIF was previously launched under Luxembourg domiciliation in August 2019 ("Lux Fund"); however due to platform onboarding issues in Luxembourg it was placed into liquidation in early June 2022 after the largest investor had transferred its investment to ESLIF.

For strategy information purposes only, performance information for Lux Fund from its inception on 6 August 2019 to 31 May 2022 is provided below. Although both ESLIF and Lux Fund were managed by Ecofin Advisors Limited to the same strategy, Lux Fund's performance information DOES NOT constitute ESLIF's performance as it is provided for background information purposes only.

Performance of Lux Fund from inception to 31 May 2022 (total returns)⁵

	2019*	2020	2021	2022*	Since Inception
Lux Fund NAV	10.8%	4.1%	21.0%	3.3%	44.1%
S&P Global Infrastructure Index	8.7%	-14.2%	19.5%	14.0%	27.1%

*Inception 6 August 2019; 2022 performance data to 31 May as fund closed in early June 2022

Fund information

Launch date	23 February 2022
Strategy AUM	\$359.3M
Fund AUM	€2.2M
Base currency	EUR
Share class currencies	EUR/USD/GBP/SEK/CHF
Investment management fee ¹ class D (Founder)	0.6%
Investment management fee ¹ class A (Inst.)	0.85%
Strategy	Long-only
ISIN (EUR Founder) (Accum.)	IE00073SD237
ISIN (GBP Founder) (Accum.)	IE000PMTLZO6
ISIN (USD Inst.) (Accum.)	IE000XKRWD1
ISIN (EUR Inst) (Accum)	IE000CZWNPK5
Legal structure	UCITS
Target return	6-12% per annum
Administrator	Société Générale Securities Services, Sgss (Ireland) Limited
SFDR classification	Article 8

¹Founder share classes; per annum on the net asset value of the fund. Other classes also available.

Total expenses do not exceed 1.35% for the Founder share classes and 1.6% for the institutional share classes.

²For distributing shares, dividends will be declared and distributed quarterly.

Fund data

NAV	€ 100.7
Number of holdings	38
Portfolio yield ³	4.7%
Dividend growth ⁴ (% per annum)	5-7%
Beta vs S&P Global Infrastructure Index (ITD)	0.95
Beta vs MSCI All World Index (ITD)	0.56

³Portfolio constituents.

⁴Growth rate per annum over the medium to long term.

⁵NAV performance in EUR.

Performance data quoted represents past performance; past performance does not guarantee future results. The investment return and principal value of an investment will fluctuate so that an investor's shares, when redeemed, may be worth more or less than their original cost. Current performance of the fund may be lower or higher than the performance quoted. Returns may increase or decrease due to currency fluctuations. Performance includes the effect of costs (including the management fee) which are capped at 1.35% per annum for Founder investors and at 1.6% for institutional investors.

About Ecofin


Ecofin is a sustainable investment firm with roots dating to the 1990s and a global footprint with offices in the U.S. and UK. Our core belief is we can deliver strong risk-adjusted returns and create a healthier planet and society. Our strategies offer global solutions in private and public securities that address global challenges in climate action, water and social impact. Through these strategies we seek to achieve positive impacts that align with UN Sustainable Development Goals and are accessible through a variety of vehicles.

The strategy seeks to achieve positive impacts that align with the following UN Sustainable Development Goals to help achieve sustainable energy and water sources.

Primary:



Secondary:



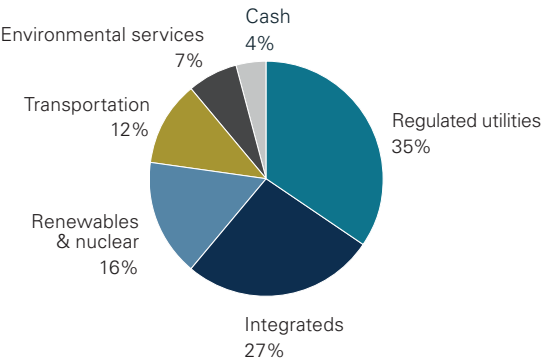
Ten largest holdings (% of NAV)

1. NextEra Energy Inc.	5.2%
2. American Electric Power Co Inc.	5.0%
3. National Grid PLC	4.5%
4. Constellation Energy Corp.	4.2%
5. Edison International	3.8%
6. Enel SpA	3.7%
7. SSE PLC	3.5%
8. E.ON SE	3.4%
9. ENAV SpA	3.3%
10. Vinci SA	3.3%

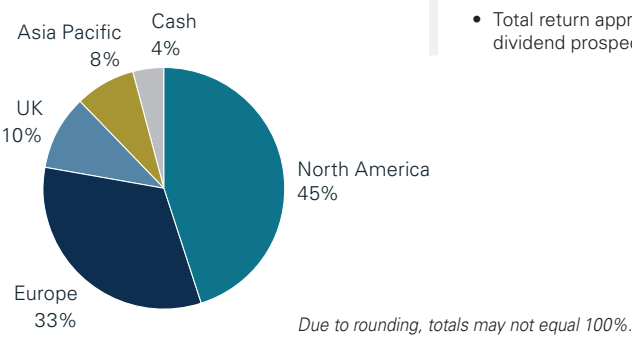
Ten largest holdings 39.9%

Portfolio exposure (% of NAV)

By sector



By geography



Contact information



Ryan Rajkumar
Director - Global Development
Phone: +44 20 7451 3080
Email: rrajkumar@ecofininvest.com



Michael Hart
Director - UK Development
Phone: +44 20 7451 3023
Email: mhart@ecofininvest.com

Adviser

Ecofin Advisors Limited is a leading investment management advisor specialising in sustainability and impact investing globally across the energy transition value chain.

FCA regulated since 1992 and SEC registered since January 2006. Office: London

Stock selection/investment process

Qualitative analysis

Quantitative analysis



Relative value analysis

Qualitative analysis

- Company strategy and growth prospects
- Business model and risk assessment
- In-depth regulatory analysis
- Management strength
- ESG factors
- Energy transition thematic

Quantitative analysis

- Proprietary modelling of earnings and cash flows
- Balance sheet strength and credit rating
- Sensitivity analysis
- Sustainability and carbon emissions assessment

Relative value analysis

- Peer analysis
- DCF, regulated asset base and multiple analysis
- Total return approach: capital appreciation and dividend prospects

The Fund's Management Company, Equity Trustees Fund Services, has relationships with the following platforms. If you don't see the Fund listed on one of these platforms, please contact us at info@ecofininvest.com so we can work with the platform to make the Fund available.

7IM	Canada Life
Aberdeen	Clearsteam
Advance 'by Embark'	Embark
Aegon	Fidelity FundsNetwork
AJ Bell Investcentre (IFA/advised)	Fineco
AJ Bell Youinvest (D2C)	Fusion Wealth
AllFunds	Hargreaves Lansdown Vantage
Ascentric (IFDL)	Hubwise Securities
Aviva	Interactive Investor

James Hay	Rathbones
Moventum (BDL)	Raymond James
Novia	Transact
Novia Global	Utmost
Nucleus	Winterflood
Pershing	Zurich
Praemium	
Prudential	
Quilter	

IMPORTANT NOTICE

Investments in the Fund should only be made following receipt of a copy of the full Prospectus, current Fund Supplement, relevant KIID, and subscription form which may be obtained by contacting the Fund's Management Company, Equity Trustees Fund Services (Ireland) Limited and they are also available on the Ecofin website under www.ecofininvest.com/ESLIF. The fund is passported for distribution in the UK, France, Norway, Denmark, Sweden, Finland, the Netherlands, Spain, Italy and Ireland.

This document is being issued by Ecofin Advisors Limited (**Ecofin UK**) in relation to the Fund which it manages. Ecofin UK is authorised and regulated by the Financial Conduct Authority (**FCA**) and registered with the U.S. Securities and Exchange Commission (**SEC**) as an investment advisor.

This document is being issued inside and outside the United Kingdom by Ecofin UK. The Fund has not been and will not be registered under the 1933 Act or the securities laws of any of the states of the U.S.

This document does not constitute or form part of any offer to issue or sell, or any solicitation of any offer to subscribe or purchase, any shares in the Fund nor shall it or the fact of its distribution form the basis of, or be relied on in connection with, any contract thereof. Recipients of this document who intend to apply for or purchase shares are reminded that any such application or purchase may be made solely on the basis of the information and opinions contained in the Fund Prospectus, Fund Supplement and KIIDs, which may be different from the information and opinions contained in this document.

The information and opinions contained in this document are for background purposes only and do not purport to be full or complete. No reliance may be placed for any purpose on the information or opinions contained in this document or their accuracy or completeness. No representation, warranty or undertaking, express or implied, is given as to the accuracy or completeness of the information or opinions contained in this document by Ecofin UK, and no liability is accepted by Ecofin UK for the accuracy or completeness of any such information or opinions. Neither Ecofin UK nor any of its affiliates, directors, officers or employees will be liable or have any responsibility of any kind for any loss or damage that any person may incur resulting from the use of this information.

This material is being circulated by Ecofin UK on a confidential basis. The information contained herein is confidential to such person and is not to be disclosed to any other person, nor copied or reproduced, in any form, in whole or in part, without the prior consent of Ecofin UK.

MSCI ESG Research LLC's ("MSCI ESG") Fund Metrics and Ratings (the "Information") provide environmental, social and governance data with respect to underlying securities within more than 31,000 multi-asset class Mutual Funds and ETFs globally. MSCI ESG is a Registered Investment Adviser under the Investment Advisers Act of 1940. MSCI ESG materials have not been submitted to, nor received approval from, the US SEC or any other regulatory body. None of the Information constitutes an offer to buy or sell, or a promotion or recommendation of, any security, financial instrument or product or trading strategy, nor should it be taken as an indication or guarantee of any future performance, analysis, forecast or prediction. None of the Information can be used to determine which securities to buy or sell or when to buy or sell them. The Information is provided "as is" and the user of the Information assumes the entire risk of any use it may make or permit to be made of the Information.

The MSCI ESG Fund Ratings is designed to assess the resilience of a fund's aggregate holdings to long term ESG risks. Highly rated funds consist of issuers with leading or improving management of key ESG risks.

- AAA, AA: Leader- The companies that the fund invests in tend to show strong and/or improving management of financially relevant environmental, social and governance issues. These companies may be more resilient to disruptions arising from ESG events.
- A, BB, BB: Average- The fund invests in companies that tend to show average management of ESG issues, or in a mix of companies with both above-average and below-average ESG risk management.
- B, CCC: Laggard- The fund is exposed to companies that do not demonstrate adequate management of the ESG risks that they face or show worsening management of these issues. These companies may be more vulnerable to disruptions arising from ESG events.

The Fund ESG Rating is calculated as a direct mapping of "Fund ESG Quality Score" to letter rating categories.

- 8.6- 10: AAA
- 7.1- 8.6: AA
- 5.7- 7.1: A
- 4.3- 5.7: BBB
- 2.9- 4.3: BB
- 1.4- 2.9: B
- 0.0- 1.4: CCC

The "Fund ESG Quality Score" assesses the resilience of a fund's aggregate holdings to long term ESG risks. Highly rated funds consist of issuers with leading or improving management of key ESG risks, based on a granular breakdown of each issuer's business: its core product or business segments, the locations of its assets or revenues, and other relevant measures such as outsourced production. The "Fund ESG Quality Score" is provided on a 0-10 score, with 0 and 10 being the respective lowest and highest possible fund scores.

The "Fund ESG Quality Score" is assessed using the underlying holding's "Overall ESG Scores", "Overall ESG Ratings", and "Overall ESG Rating Trends". The "Fund ESG Quality Score" is equal to the "Fund Weighted Average ESG Score". MSCI calculates the "Fund Weighted Average ESG Score" of the underlying holding's "Overall ESG Scores". The Overall ESG Scores represent either the ESG Ratings Final Industry-Adjusted Score or Government Adjusted ESG Score of the issuer. Methodology for the issuer level scores are available in the MSCI ESG Ratings Methodology document.

The stated rating only applies to the Institutional share class and other share class ratings may differ.

For more information please visit <https://www.msci.com/esg-fund-ratings>